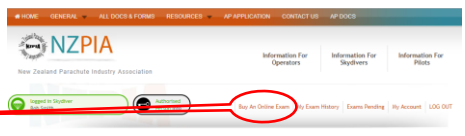



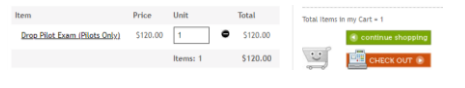
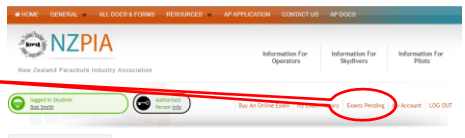



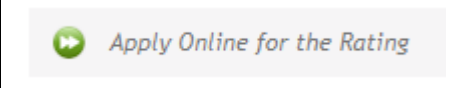



DROP PILOT RATING

ONLINE EXAM / APPLICATION INSTRUCTIONS



Instructions for completing the NZPIA online exam & application process for Drop Pilot Ratings.

<p>Step 1: Candidate to buy the exam</p> <p>Candidate login to the NZPIA website as a Pilot (register first if necessary), and click on <u>Buy an Online Exam</u></p>	
<p>Select the Drop Pilot Rating category</p>	
<p>Click <u>View</u>,</p>	
<p>... then <u>Add to cart</u>,</p>	
<p>... then <u>Check Out</u>.</p>	
<p>Step 2: Candidate to take the exam</p> <p>The exam will appear in the candidate's <u>Exams Pending</u> page after it's paid for</p>	
<p>Select <u>Sit this exam</u></p> <p><i>NOTE: an NZPIA Drop Pilot Assessor must be present</i></p>	
<p>The Assessor is to enter their details and click <u>verify</u>, then supervise as the candidate goes through the exam, ensuring the integrity of the exam.</p>	
<p>Once complete, the candidate will get their results immediately.</p> <p>If a passing grade is achieved, the candidate may then apply for the rating.</p>	
<p>Step 3: Candidate to apply for the rating</p> <p>Go back to the Home Page and select <u>Drop Pilots / Drop Pilot</u> from the menu on the left hand side of the page.</p>	
<p>Next, select <u>Apply Online for the Rating</u> from the right hand side of the page.</p>	
<p>Click <u>Start Application</u></p> <p><i>Note: The NZPIA Drop Pilot Assessor must enter their details and click <u>verify</u> when prompted</i></p>	
<p>After the form has been submitted, the Assessor may then endorse the successful candidate's logbook with the Drop Rating.</p>	

Details of the pre-requisites, privileges, responsibilities and limitations of all certificates, endorsements and ratings are listed in the NZPIA Documents, Standards and Procedures Manual, which can be found on the NZPIA website: www.nzpia.co.nz